



THE UNIVERSITY OF MELBOURNE

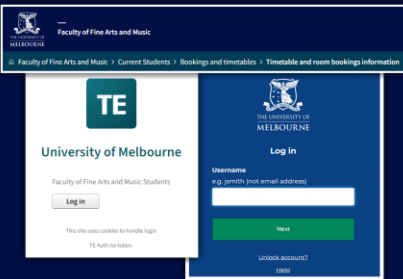
Faculty of Fine Arts and Music

TE Viewer

How to View FFAM Student Timetables

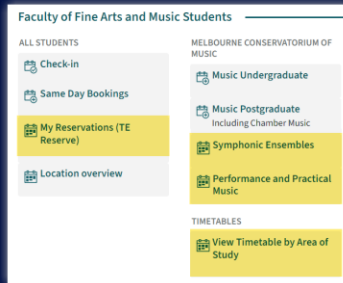
Open student timetables to view and/or start a new search to view, save and subscribe to Timetable information for all the different timetables you may need.

Log into TimeEdit



Log into TimeEdit and open entrance for FFAM Students.

Select Timetable Page



Select the Timetable page to view. e.g. Symphonic Ensembles.

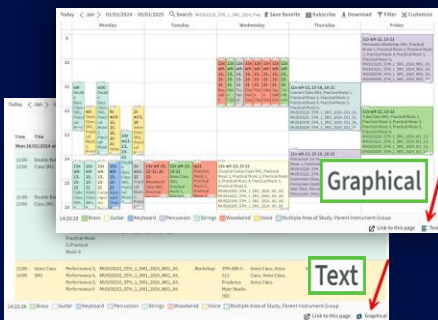
Select Date Range



Select the date range.

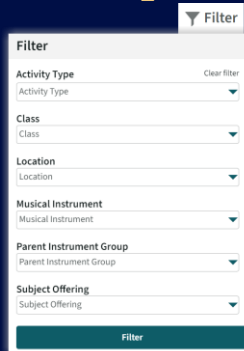
Note: The default is full current year.

Graphical or Text view



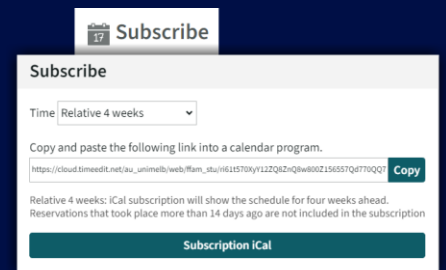
Toggle between **Graphical** or **Text** view.

Filter Options



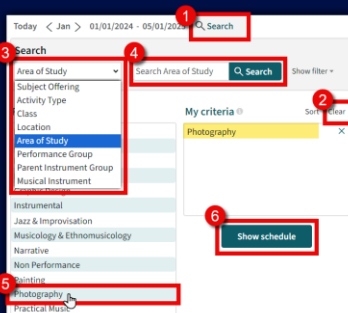
Select Filter options to tailor your view.

Subscribe to Calendar



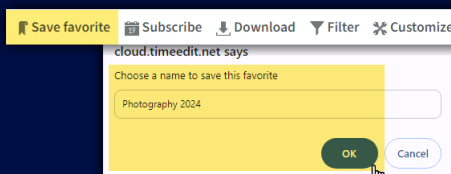
Subscribe to iCal and add timetables to your calendar app.

New Timetable Search



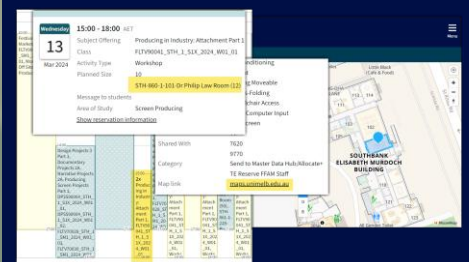
Select the Search Criteria. e.g. Area of Study, Musical Instrument.

Save to Favourites



To save your search and filter settings.

Find Location



Access **MapLinks** for all UniMelb locations.